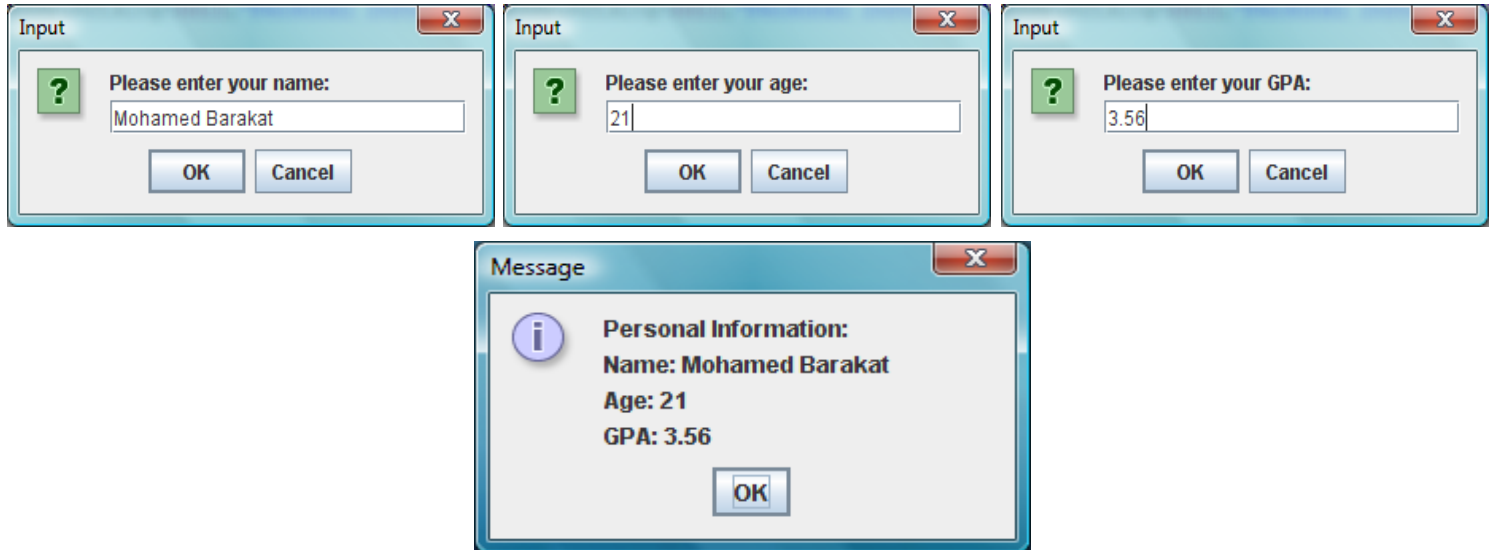




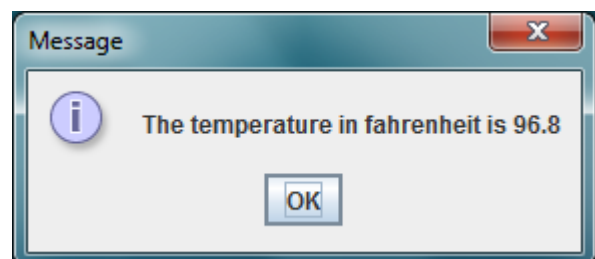
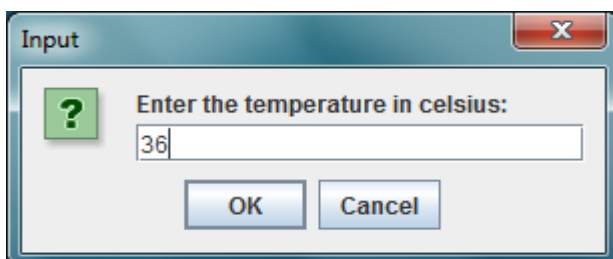
ASSIGNMENT (3)

1. Write a program that asks the user to enter his\her personal data, and then prints this data in a message box, as the following example:



2. Write a program that asks the user to input three **float** numbers, and prints their sum.
3. Write a program that asks the user to input two **double** numbers, and prints their difference.
4. Write a program that asks the user to input three **integers**, and prints their average.
5. Write a program that asks a user to enter the temperature degree in Celsius. Then, the program converts and prints it in Fahrenheit using the following formula:

$$Fahrenheit = \left(\frac{9}{5} \times Celsius\right) + 32$$





ARAB ACADEMY FOR SCIENCE & TECHNOLOGY
COURSE: INTRODUCTION TO COMPUTER PROGRAMMING
LECTURER: DR. HESHAM KESHK
LECTURER ASSISTANT: ENG. ALI ALLAM

6. Write a program that asks the user to input a number of apples, then tells him how many dozens of apples he has and how many extra apples are left over.
(Test your program using different values such as 21, 36 and 8 apples).
Hint: Use the division and modulus operators taking advantage of the truncation when integer division is performed. (This hint also goes to questions 7, 8, 9 and 10).
7. Write a program that asks the user to input a distance in meters. Then, the program breaks it into kilometers and meters. (Test your program using various values such as 1048, 780, 3000 meters).
8. Write a program that asks the user to input a period of time in minutes. Then, the program breaks it into hours and minutes. (Test your program using various values such as 89, 180 and 50 minutes).
9. Modify the previous program to input a large period of time in minutes (e.g. 3000). Then, the program breaks it into days, hours and minutes.
10. Write a program to break the date down into day, month, and year pieces. Assign the date value 20060925 to a variable of type **int**. Use arithmetic expressions to break the date down into its yyyy, mm, dd pieces. Store the yyyy, mm and dd into three separate **int** variables and then print them.